

HOME HELP ACTIVITY BADGE



cubs

HOME HELP ACTIVITY BADGE



Bubble, boil, sweep and steam! Learn how to keep things tidy and clean!

How to earn your badge:

- 1 Plan, cook and serve a simple one-course meal.**
- 2 Wash up afterwards.**

Show how to clean a saucepan or other cooking utensils, cutlery and glasses. You could use a dishwasher for this step, including loading and unloading it.
- 3 Help sort out the washing. Load and unload the washing machine.**
- 4 Iron at least two items.**

They could be things like pillowcases, t-shirts or trousers.
- 5 Sew on a button.**
- 6 Help to clean and tidy a living room.**
- 7 Clean at least two items in your home.**

They could be things like a basin or kitchen cupboard, silverware or brass.
- 8 Take sheets, pillow covers and the duvet cover off a bed and help to put clean ones on. Make your own bed for a week.**

HOME HELP ACTIVITY BADGE



1 Plan, cook and serve a simple one-course meal.

2 Wash up afterwards.

Show how to clean a saucepan or other cooking utensils, cutlery and glasses. You could use a dishwasher for this step, including loading and unloading it.

Make sure an adult is there when you are cooking & they check it is safe to eat




Name of dish:

Ingredients:

Equipment:

Cooking time:



Stick in a photo of your dish here or draw a picture of it and a picture of you washing up

What did you have to wash up?

What was the messiest thing you had to clean?

Completed:

Parent/Carer Signature:

HOME HELP ACTIVITY BADGE



3 Help sort out the washing. Load and unload the washing machine.

4 Iron at least two items.

They could be things like pillowcases, t-shirts or trousers.


Make sure an adult is there when you are ironing and using the washing machine.

Irons get very hot and you will use cleaning products in the washing machine



How did you sort the washing?

What did you iron?



Stick in pictures of you using the washing machine and iron. You could draw a comic strip showing how to use the washing machine and iron instead if you can't stick in a photo

Completed:

Parent/Carer Signature:

HOME HELP ACTIVITY BADGE



5 Sew on a button.

Make sure an adult is there when you sew on the button. Careful with the needle!



Stick in pictures of you sewing on a button and a patch of fabric with your button sewn on it

Completed: _____ Parent/Carer Signature: _____

6 Help to clean and tidy a living room.

Stick in pictures (or draw them) of the room before & after you cleaned it. Show any equipment that you used (like a duster or vacuum)

Completed: _____ Parent/Carer Signature: _____

HOME HELP ACTIVITY BADGE



7 Clean at least two items in your home.

They could be things like a basin or kitchen cupboard, silverware or brass.

Make sure an adult is there when you are cleaning, especially if you need to use chemicals to clean with




What was the first thing you cleaned?

What equipment or cleaning products did you use?

What was the second thing you cleaned?

What equipment or cleaning products did you use?



Stick in pictures of you cleaning. You could have some before and after pictures. You could write some instructions with drawings explaining how to clean the items instead.

Completed: _____ Parent/Carer Signature: _____

HOME HELP ACTIVITY BADGE



- 8** Take sheets, pillow covers and the duvet cover off a bed and help to put clean ones on. Make your own bed for a week.

Day	Completed	Parent/Carer signature
Monday		
Tuesday		
Wednesday		
Thursday		
Friday		
Saturday		
Sunday		

When completed return it to your leader